

Welcome to Year 1



Miss Travers and Mrs Kidd

- Transition to Year 1
- National Curriculum
- Phonics
- Creative Curriculum Topics
- Weekly routines
- Homework and Reading Diaries
- Reading Books
- Learning Journeys
- Handwriting
- Online Safety
- What we do
- How you can help

Transition to Year 1

- Moving from the carpet to tables
- Grown up uniform!
- Scheduled play times
- But... the children still learn through exploring and through having fun!
- Lots of stories in Year 1
- Read lots at home!

National Curriculum

- Phonics every day – 15 or 20 minute sessions
- English 5 x a week
- Maths 5 x a week
- Handwriting is taught separately
- Computing
- PE – 2 lessons (indoor and outdoor) Wednesday
- Creative Curriculum – 2 lessons a week (D&T, Geography, History, PSHE, Art).
- RE – 2 hours 15 a week
- Music and Singing with Mr Rees
- Library*

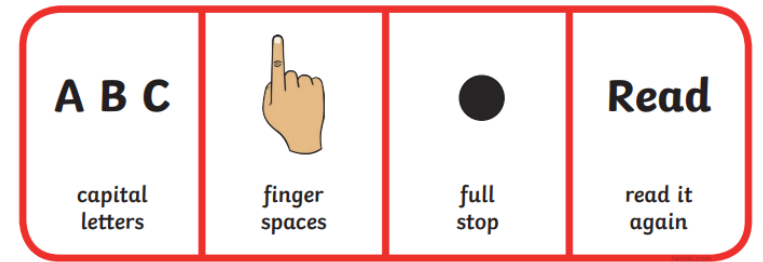
A typical week at school...



ST VINCENT'S CATHOLIC PRIMARY SCHOOL TIMETABLE- KEY STAGE ONE 2019-20				
YEAR: 1		DATE: Master Autumn 1		TEACHER: Miss Travers
MONDAY	TUESDAY	WEDNESDAY	THURSDAY	FRIDAY
Homework in	FT PPA (pm)			
REGISTRATION AND PRAYERS (8.55-9.15)				
9.15-9.35 WHOLE SCHOOL ASSEMBLY	9.00-9.15 PHONICS	9.00-9.25 PHONICS	9.00-9.20 PHONICS Computing slot 9.15-10.40	9.00-9.25 PHONICS
9.35-10.20 RE			9.30-10.40	
10.20-10.40 HANDWRITING	9.15-10.15 ENGLISH Comprehension	9.30- 10.15 MATHS	ENGLISH Writing lesson DD 9.15-10.15	9.30-10.00 MUSIC
	10.15-11.30 (Break in between) MATHS	10.15-10.30 KEY STAGE 1 ASSEMBLY		BREAK (10.15- 10.30) courtyard
	Computing slot 10.30- 11.30			
BREAK (10.40-10.55)				10.35 – 11.00 WHOLE SCHOOL ASSEMBLY
11.00 – 12.00 MATHS	11.30 – 12.15 RE	11.00-11.50 ENGLISH Writing composition, grammar and vocab	11.00- 11.30 Year 1 and 2 Singing together	11:00-12:00 MATHS
12.00- 12.15 Story		11.50-12.15 Library (change for PE before visit) Whole class joint story session before lunch	11.30-12.15 MATHS	12:00-12:15 Story
LUNCH PLAY (12.15-1.25)				
INFO MEETING				
1.25 – 1.45 PHONICS	1.25-2.55 SCIENCE DD	1.25-3.15 PE outdoor	1.30-2.15 RE	1.40- 2.15 HANDWRITING
1.45 – 2.45 ENGLISH Guided Reading + independent activities		PE indoor	2.15- 3.00 CREATIVE CURRICULUM	2.15 – 3.00 GOLDEN TIME
		3.00-3.15 Story		

2.45-3.15 CREATIVE CURRICULUM AFA intervention			3.00-3.15 Story	3.00-3.15 Story
	2.55-3.15 CLASS ASSEMBLY: CHILD-LED WORSHIP			
	STAFF MEETING	HOMEWORK OUT		

Phonics



- We follow the letters and sounds programme.
- We will be building on the children's learning from Reception.
- We will recap Phase 3 then progress onto Phase 5 after half term.
- The lessons are fun and interactive.
- The learning of sounds directly feeds into their reading and spelling.
- Capital letters, full stops, finger spaces
- Sound mat and tricky words – we will send home one word a week.



Topics!

- Autumn 1 – Toys
- Autumn 2 – Keeping Healthy
- Spring 1 – Space
- Spring 2 – Transport
- Summer 1 and 2 – Seaside (Past and current)



- Trip to V&A Museum of Childhood – 29th October

Routines

- Homework folders are handed out on a **Wednesday** and return to school the following **Monday**.
- Spelling sentences in homework folder. (3 at least).
- Spelling test – Monday.
- Times tables – 2s, 5s and 10s (playing games, grouping toys).
- 2 Oxford Reading Tree books and a Reading diary are given out on a Friday and returned the following Friday.
- Children's reading will be assessed in the following weeks.
- PE day – Wednesday (Please can the children have the correct kit).

St Vincent's Homework Policy

- All homework to be completed in one A4 homework folder
- Homework to be set half termly apart from the creative tasks which are set termly.
- All homework will consolidate the learning in school and link (where possible to the class topics).
- All children have their mathematics login in the homework folder.
- Website blog and home learning.

Reading

- We have daily story time in Year 1
- Children also participate in Guided Reading
- ORT books (at least level 6) by the end of Year 1.
- Children will follow the Oxford Reading Tree scheme until ORT stage 16.
- Support your child to sound out the words and ask them to read to you. Talk about the title, the main events in the book and what is happening in the pictures.
- Comprehension – understanding is very important and crucial for progress in reading.
- Regular reading at home!

Learning Journeys

St Vincent's Catholic Primary School



Together Through Christ We Grow And Learn

My Year 1 Learning Journey for Reading			
	I am working at the expected standard for Year 1 (EXS)	Evidence (date)	
Word reading	*I can read all common graphemes for all 40+ phonemes accurately.		
	*I can read accurately by blending sounds in unfamiliar words.		
	*I can read common exception words.		
	I can talk about and explain or try to guess the meanings of words.		
	*I can independently read aloud books (at least ORT 6)		
Understanding and Comprehension	*I can name some books that I have enjoyed and explain why.		
	*I can retell some familiar stories that I have read or have been read to me.		
	*I can notice and correct any mistakes I make in my reading.		
	*I can discuss the importance of the title and key events in a story.		
	I can make simple inferences about characters from what has been said and done.		
	*I can predict what might happen based on what I have already read and am starting to give reasons for my prediction.		
	*I can identify and understand how texts are structured differently (e.g. features of non-fiction and building suspense in stories).		

My Year 1 Learning Journey for Writing			
	I am working at the expected standard for Year 1 (EXS)	Evidence (date)	
Handwriting	*I am beginning to form lower-case letters in the correct direction, starting and finishing in the right place.		
	I can use clear spaces between my words.		
	I can present my work neatly.		
Spelling	*I can use my phonics to spell words that are phonetically plausible.		
	*I can name the letters of the alphabet in order.		
	*I can write from memory simple sentences dictated by the teacher that include common exception words and GPCs taught so far.		
Punctuation and Grammar	*I can start using capital letters at the beginning of my sentences.		
	I can use capital letters for names and the personal pronoun I.		
	*I can start using full stops, question marks and exclamation marks at the end of my sentences.		
	I can add suffixes to words (e.g. -s, -es, -ing, -ed, -er).		
Content	I can join clauses using and.		
	*I can write sentences to form a short narratives.		
	I can sequence sentences correctly showing a simple structure to my writing		
	*I can re-read my work to check that it makes sense.		

SPaG Terminology: letter, capital letter, word, singular, plural, sentence, punctuation, full stop, question mark, exclamation



My Year 1 Learning Journey for Maths



	I am working at the expected standard for Year 1 (EXS)	Evidence (date)	
Number: Place Value	*I can count to and across 100, forwards and backwards, beginning with 0 or 1, or from any given number.		
	*I can read and write numbers to 100 in numerals.		
	*I can count in multiples of twos, fives and tens.		
Number: Calculation	*I can identify one more and one less than a given number.		
	*I can represent and use number bonds and related subtraction facts within 20.		
	*I can add using concrete objects and/or pictorial representations.		
	*I can subtract using concrete objects and/or pictorial representations.		
	I can use concrete objects, pictorial representation and arrays to solve multiplication and division questions in the 2, 5 and 10 times tables.		
Number: Fractions	*I can recognise, find and name a half as one of two equal parts of an object, shape or quantity.		
Measurement	*I can describe and compare different quantities (e.g. length, mass and capacity/volume)		
	I can recognise and know the value of different denominations of coins and notes.		
	*I can tell the time to the hour and half past the hour.		
	*I can draw the hands on a clock face to show o'clock and half past.		
Geometry	*I can recognise and name common 2D shapes (e.g. rectangles, squares, circles and triangles)		
	*I can recognise and name common 3D shapes (e.g. cuboids, cubes, pyramids and spheres)		



My Year 1 Learning Journey for Religious Education



	I am working at the expected standard for Year 1 (EXS)	Evidence (date)	
Knowledge and Understanding	I can recognise religious stories and retell them, in any form.		
	I can recognise religious beliefs.		
	I can recognise key figures in the history of the People of God.		
	I can recognise key people in the local, national and universal Church.		
	I can recognise religious signs and symbols used in worship, including the celebration of the Sacraments.		
	I can describe some religious symbols and the steps involved in religious actions and worships.		
	I can use religious words and phrases relevant to the Year 1 topics.		

Handwriting Guidelines and Expectations

Year 1

St Vincent's follow the Nelson Handwriting Scheme which starts in Reception and continues to Year 6. Teachers have high expectations of pupil's handwriting and presentation across all subject areas.

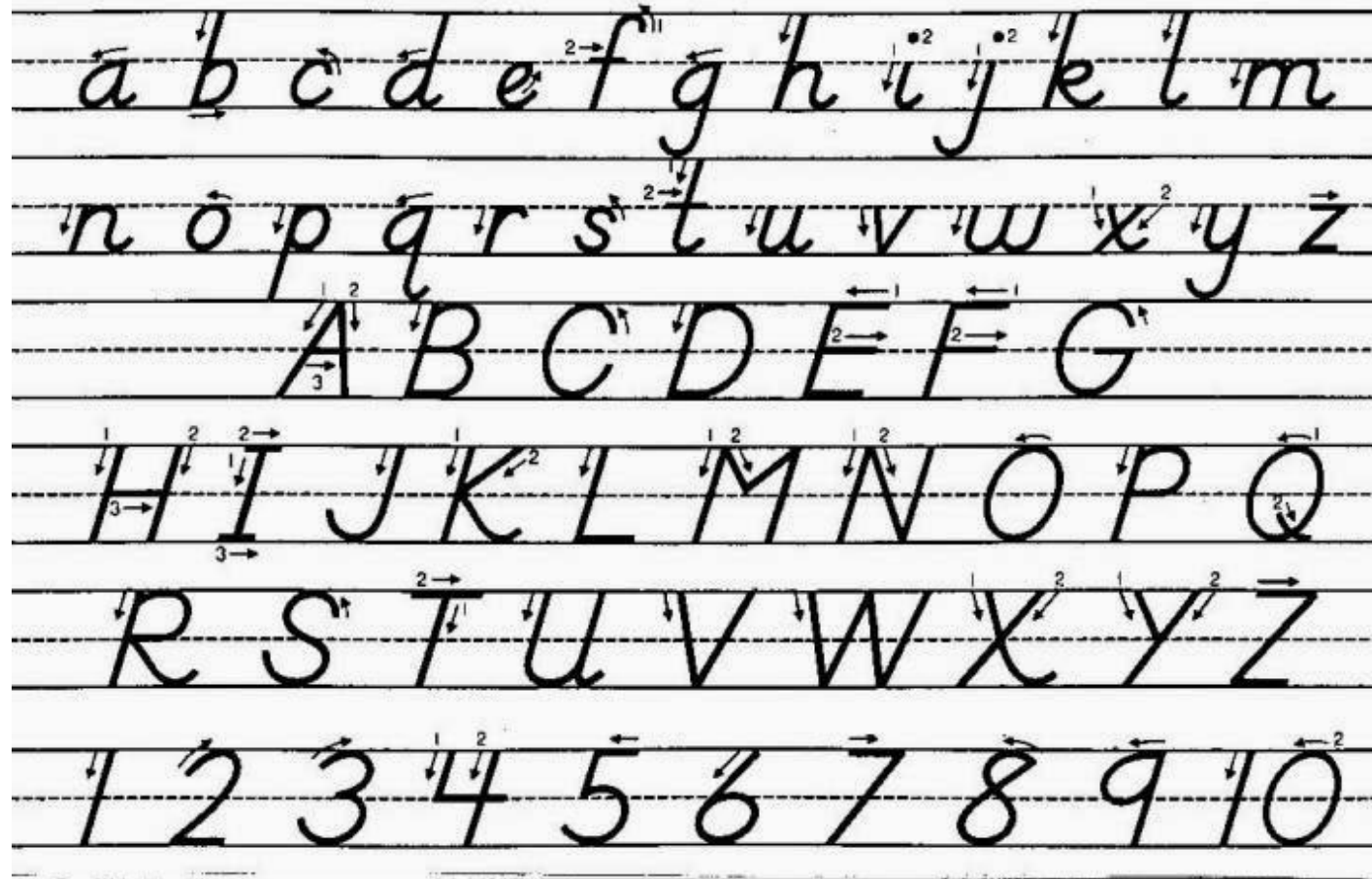
- Teacher's will create conditions for good writing: atmosphere, seating and posture, and pencil and pen grip.
- A clear focus in sitting letters correctly on the line with the ascenders and descenders in the correct place.
- Once lower case letters are formed correctly pupils will start capital letter formations.
- The digits 0-9 are covered too.
- Children will understand which letters belong to which handwriting 'families' (i.e. letters that are formed in similar ways) and will practise these.

How to support your child at home

- ❖ Practise the correct formations of letters
- ❖ Encourage your child to sit each letter on the line correctly with the ascenders and descenders in the correct place
- ❖ Develop fine motor skills to build strength in hand muscles



Letter formations Year 1



Letter families

Letter families

For teaching letter formation

Letter family 1

Down and off in another direction

l i t j u y

Letter family 2

Down and retrace upwards

m n r b p h k

Letter family 3

Anticlockwise round

c a d o q g e f s

Letter family 4

Zig-zag letters

v w x z

c c

a a

o o

q q

g g

d d

e e


s s

f f

Year 1 Online Safety



Year 1 Online Safety



- Objectives

- Knows about the Internet and beginning to understand some key, age appropriate, safety 'rules'.
- Can share some information with others, (such as via school network, in school MLE, via a 'closed' blog).
- Can find some straight-forward information from a 'safe', selected online resource.

More information can always be found on the school website, which is updated regularly.

<https://www.stvincentsprimary.org.uk/school-info/online-safety/>

- Websites with information on the games your children are playing
- Child friendly search engines
- Guides on how to set up parental controls for devices at home
- Games for children to play to help them learn more about staying safe online

LGfL

DigiSafe



St. Vincent's Catholic Primary School
Acceptable Use Policy (AUP)

What we do

- Make sure all the children are happy and safe.
- Make sure they love learning.
- Give them a broad curriculum but also teach and model core values.

What can you do to help

- Attendance and punctuality (8.55am)
- Label every piece of uniform **please!** Sew in label or sharpie
- Practise spellings, reading and handwriting
- Support for behaviour – rainbow
- Early nights
- Daily reading and discussion
- Reassurance and praise
- Help on trips – half termly
- Please make an appointment with the office to see me if you have any questions or concerns.

Thank you for listening!

- Questions?