

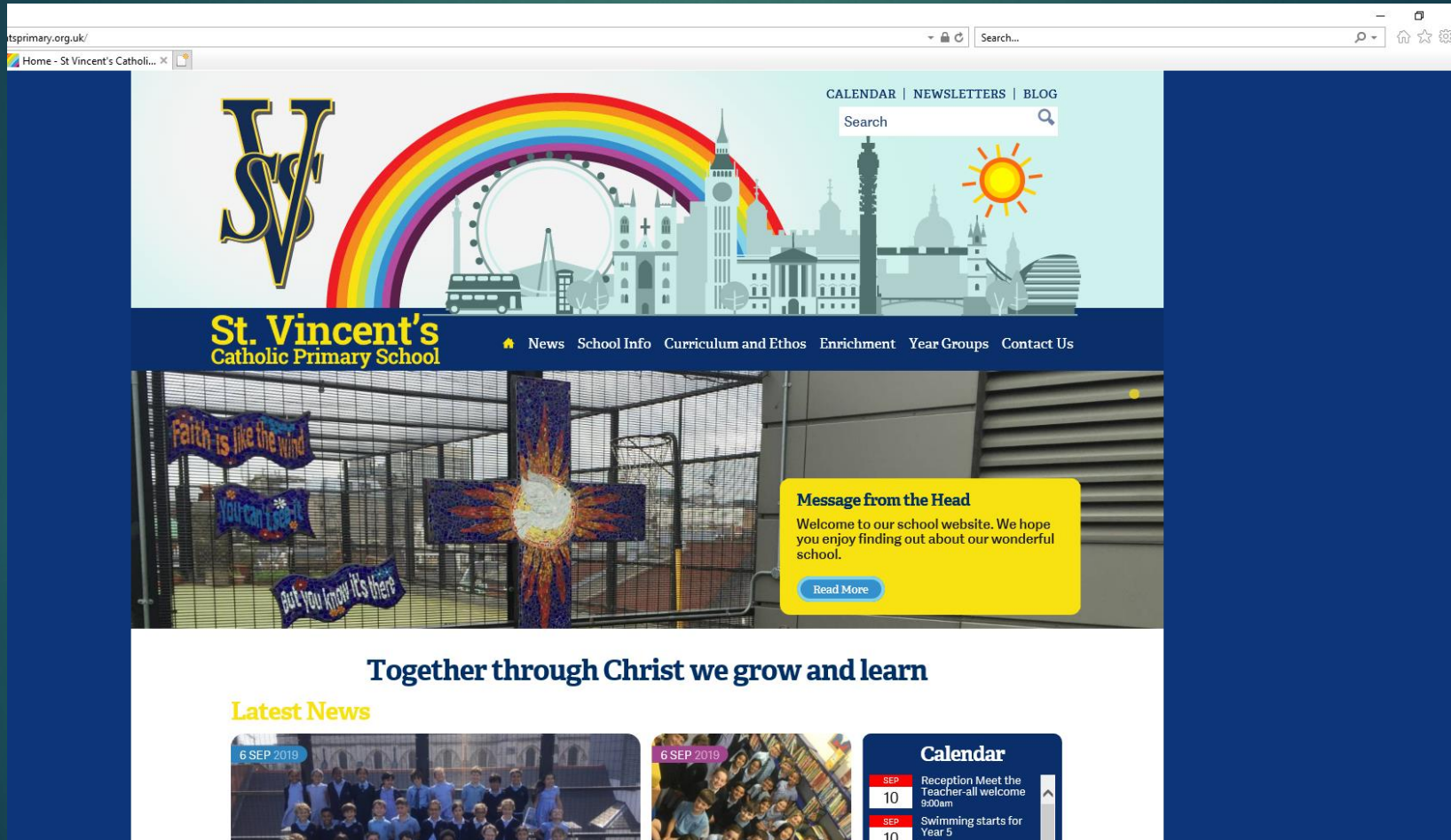
Welcome to Year Three


Meet the Teacher



Miss Jones (Class Teacher)
Mrs Vieira & Mrs Casey (Teaching Assistant)
Miss Hector (Learning Support Assistant)

Website Upload



- 
- ▶ Transition into Key Stage 2
 - ▶ National Curriculum
 - ▶ Creative Curriculum Topics
 - ▶ Weekly Routines
 - ▶ Homework Policy
 - ▶ Reading Books
 - ▶ Learning Journey's
 - ▶ Handwriting
 - ▶ Online Safety
 - ▶ How you can help

Transition into KS2

We want children to:

- ▶ **Develop a determination to succeed**
- ▶ **Take ownership of their learning**
- ▶ **Become increasingly independent**

National Curriculum

Timetable


- ▶ English: 5 lessons a week: mixture of reading and writing. Spelling and handwriting is also included.
- ▶ Maths: 5 lessons a week-including weekly times table challenge (3, 4, 8x)
- ▶ Science: 1 long lesson per week
- ▶ R.E. (2.5 hours per week)
- ▶ Creative Curriculum: 2/3 lessons a week (History, Geography, Art, Design Technology)
- ▶ P.E. 2 lessons a week (swimming in Summer term)
- ▶ Music: Thursday-singing, Friday-music- recorders (Mr Rees)
- ▶ German: (Miss Siswick)

Class Timetable

YEAR: 3		DATE: Class Timetable		TEACHER: Miss Jones	
MONDAY	TUESDAY	WEDNESDAY	THURSDAY	FRIDAY	
REGISTRATION AND PRAYERS (8.55-9.15)					
9.00-9.15 SPELLING	9.00-9.15 SPELLING	9.00-9.15 SPELLING	9.10-9.40 SINGING Y3 & Y5	9.15-10.15 ENGLISH Writing/Editing	
9.15-9.35 WHOLE SCHOOL ASSEMBLY	9.15-10.15 ENGLISH Comprehension	9.15-10.15 ENGLISH S&L/Writing	9.45-10.15 HANDWRITING		
9.40-10.30 HANDWRITING COMPREHENSION HW					
BREAK (10.15-10.30)					
10.30 – 11.30 RE	10.30 – 11.30 RE	10.30.10.50 KEY STAGE ASSEMBLY	10.30 – 11.30 ENGLISH Writing	10.30 – 11.00 WHOLE SCHOOL ASSEMBLY	
11.30-12.30 ENGLISH Guided Reading	11.30-12.30 MATHS MNP	10.50-11.40 MATHS MNP	11.30-12.30 MATHS Word problems	11.00-12.00 MATHS Times tables	
		11.40 – 12.30 RE		12.00-12.30 HANDWRITING	
LUNCH PLAY (12.30-1.25)					
			ORCHESTRA (12.30-1.00) INFO MEETING (1.00-1.40)	(12.30-1.40 Fri) CHAMBER CHOIR (12.15-12.55) INFO MEETING (1.00-1.40)	
1.25-2.25 PE OUTDOOR	1.25-2.50 CREATIVE CURRICULUM	1.25-3.15 SCIENCE	1.25-2.15 CREATIVE CURRICULUM	1.25-3.15 MUSIC	
			Computing suite		
2.30-3.15 MATHS MNP	2.50-3.15 CLASS ASSEMBLY: CHILD-LED WORSHIP		2.15-3.15 PE INDOOR	GERMAN	
HOMEWORK RETURNED		HOMEWORK OUT ORT BOOK CHANGED			


Autumn

Ancient Egypt



Spring

Ancient Britain



Summer

Food Glorious
Food




Newsletters/website

Weekly Routines

- Homework – out Wednesday, returned Monday
- Oxford Reading Tree books – changed on a Wednesday
- P.E days – Monday & Thursday
- Times Table challenge - Friday
 - ▶ Follows National Curriculum guidelines
 - ▶ Preparation for Year 4 multiplication tables check (end of Y4)
 - ▶ 3, 4 and 8 x tables (Y3 focus)
 - ▶ Practice is key

X	3	4	8
2			
10			
7			
3			
9			
1			
12			
6			
11			
5			
8			
4			



St Vincent's Homework Policy

- All Homework to be completed in one A4 Homework folder
 - Homework is set half termly apart from the creative tasks which are set termly
 - All homework will link closely to class topics and weekly skills taught
-
- Spelling including sentences with a focus on handwriting (test on Monday)
 - 1 CGP Comprehension task each week (marked on Monday)
 - Mental Maths skills and Mathletics online
 - Creative task (now 4 tasks – project focus)
 - Wednesday word - there is a reflection sheet in homework folder to record ideas
 - ORT book (record comments on reading record sheet provided)
 - Teacher will make a brief comment once every half term for each area of homework set: Reading, Spelling, Maths, Wednesday Word (Religious Education)



Reading Books

- **ORT level expectation stage 11 at the end of Year 3.**
- **Children will continue to follow the Oxford Tree reading scheme to stage 16. Pupils will then become a 'free reader' (not expected until upper KS2).**
- **Support your child by listening to them read out loud.**
- **Comprehension – retelling, inferences, justifying with evidence, retrieving information, vocabulary. Reading test preparation.**
- **Regular reading at home will be of great value and support to your child.**

Updated Learning Journey's

St Vincent's Catholic Primary School



Together *Through Christ We Grow And Learn*

My Year 3 Learning Journey for Writing

	I am working at the expected standard for Year 3 (EXS)	Evidence (date)	
Handwriting	*I am beginning to use joined handwriting throughout my writing.		
	I can present my work to a high standard.		
Spelling	*I can spell common words correctly, including common exception words.		
Punctuation and Grammar	I can nearly always punctuate my sentences accurately.		
	*I can use inverted commas to punctuate direct speech		
	*I can use a or an correctly.		
	*I can use the present perfect form of verbs instead of the simple past (e.g. 'He has gone out to play', in contrast to, 'He went out to play').		
Content	*I can write for a range of purposes and audiences.		
	*In a narrative, I can create a clear setting.		
	*In a narrative, I can describe a character.		
	*In a narrative, I can write a plot that has a clear beginning, middle and end.		
	*I can organise paragraphs around a theme.		
	*I can express time, place and cause using conjunctions (e.g. when, before, after, while, so, because).		
	I can express time, place and cause using adverbs (e.g. then, next, soon, therefore).		
	I can express time, place and cause using prepositions (e.g. before, after, during, in, because, of).		
	*I can use headings and sub-headings to aid presentation.		
	*I can proof-read for spelling and punctuation errors.		

SPaG Terminology: adverb, preposition conjunction, word family, prefix, clause, subordinate clause, direct speech, consonant, consonant letter vowel, vowel letter, inverted commas

- No longer 'emerging', 'developing' and 'secure'.
- Working towards the standard for Year 3 (WTS)
- Working at the expected standard for Year 3 (EXS)
- Working at greater depth of the standard for Year 3 (GDS)

Handwriting Guidelines and Expectations

Year 3

ST VINCENT'S FOLLOW THE NELSON HANDWRITING SCHEME WHICH STARTS IN RECEPTION AND CONTINUES TO YEAR 6. TEACHERS HAVE HIGH EXPECTATIONS OF PUPIL'S HANDWRITING AND PRESENTATION ACROSS ALL SUBJECT AREAS.

Pupils will be taught to:

- Use the diagonal and horizontal strokes that are needed to join letters and understand which letters, when adjacent to one another, are best left unjoined.
- Increase the legibility, consistency and quality of their handwriting
- Space letters consistently and keep ascenders and descenders in proportion.
- The idea of writing with a slant is introduced for the first time.

How to support your child at home

- ❖ Encourage your child to practise writing using the diagonal and horizontal strokes that are needed to join letters.



Please see school website for handwriting guidance and support

Year 3

The Four Joins

1. to letters without ascenders
2. to letters with ascenders
3. horizontal joins
4. horizontal joins to letters with ascenders

abcdefghijklmnopqrstuvwxyz

The break letters (letters that aren't joined from) are:

b g j p q x y z

The four handwriting joins

Can you make the joins correctly? Write these letters.

The
first
join

ad ce cc do dy

ha ki lm tu uv

The
second
join

ab ef il ik ut

sh nl cl ll uk

The
third
join

fo fa og om rp

ve rd rn wo wi

The
fourth
join

ff fl ol oh rt

rf rl rb wl wk

The
break
letters


be go ju pi qu

xa ye zo bb gg





Year 3 Online Safety



► Objectives

- Can talk about key online safety 'rules' and knows where to go / report if a problem.
- Can create and share some information online (such as in school MLE, email/blog), understanding need to be respectful and safe.
- Can find some straight-forward information from (selected) website resource(s) and knows not all websites 'good to use'.

More information can always be found on the school website, which is updated regularly.


<https://www.stvincentsprimary.org.uk/school-info/online-safety/>


- Websites with information on the games your children are playing
- Child friendly search engines
- Guides on how to set up parental controls for devices at home
- Games for children to play to help them learn more about staying safe online

What you can do to help



- ▶ Attendance and punctuality (8:55am)
- ▶ Label every item of Uniform! Children now get changed for PE and there is more movement around the school compared to when in Reception so uniform may be misplaced!
- ▶ Practise spellings, times tables, handwriting
- ▶ Support for behaviour – rainbow system
- ▶ Early nights
- ▶ Daily reading and discussion
- ▶ Homework - discussion, help given where necessary, time limits set
- ▶ Reassurance and praise
- ▶ Help on trips (half termly)
- ▶ Help children to organise themselves! Encourage independence. i.e. packing school bags, P.E kit , getting dressed independently





Thanks for listening
Any Questions?